

International Journal of Innovative Research in Science, Engineering and Technology

(A High Impact Factor, Monthly, Peer Reviewed Journal)

Visit: www.ijirset.com

Vol. 7, Issue 6, June 2018

A Hybrid Technique for Automatic Face Labelling

Pooja Gulmire¹, Deepak Dharrao²

PG Student, Department of Computer, Savitribai Phule Pune University, Indira College of Engineering and
Management, Pune, Maharashtra, India¹

Professor, Department of Computer, Savitribai Phule Pune University, Indira College of Engineering and Management,
Pune, Maharashtra, India²

ABSTRACT: In biometric studies the maximum popular topic is the face recognition of a picture or video. Many public locations generally have surveillance cameras for video capture and these cameras have their big cost for security reason. It's far broadly recounted that the face recognition have performed an important function in surveillance system because it doesn't need the objects cooperation. The real advantages of face based totally identification over other biometrics are specialty and acceptance. As human face is a dynamic object having high diploma of variability in its appearance, that makes face detection a tough problem in laptop vision. In this discipline, accuracy and velocity of identity is a first-rate issue. The traditional SIFT algorithm is famous to extract the characteristic points of goal objects, but it additionally brings the characteristic factors of non-goal gadgets together, main to mismatching. The proposed technique has the benefits of accurate face detection and anti-noise ability. It is first employed to hit upon the edges of an image, and then we are able to find the characteristic factors via SIFT inside the peripheral location of the rims. This calls for extraction like the eyes, the ears and the nose, which can be the most critical face features the main intention of feature extraction is to recover and enhance the efficiency of analysis and category. SIFT is a set of rules in computer visualization to come across and describe nearby functions in an images. Matching capabilities across varied photos in a acquainted hassle in computer visualization. This research paintings has focused on the proposed SIFT primarily based feature extraction method. The general goal of this paper is to enhance the SIFT to beautify the effects in addition.

KEYWORDS: Face Detection, Feature Extraction, SIFT, Adaptive Boosting Algorithm.

I. INTRODUCTION

It divides in basically two parts face detection and face recognition. The importance of the face recognition system explained below in detail. The face recognition is attracting a lot interest inside the society of multimedia community. Regions such as network protection, content indexing and retrieval, and video compression benefits from face recognition technology due to the fact "people" are the center of importance in lots of video. In network access manages using face recognition so no longer most effective hackers truly not possible to scouse borrow one's "password", but also increases the user-friendliness with computer. Indexing and/or retrieving video information based at the appearances of particular humans could be beneficial for customers such as news reporters, political scientists, and moviegoers.

Nice identification of individuals is a completely basic societal requirement. In small tribes and villages, anybody knew and diagnosed every person else. In that you could effortlessly discover a stranger or become aware of a capacity breach of security. In trendy larger, more complicated society, it isn't always that simple. In fact, as extra interactions take place electronically, it becomes even more vital to have a digital verification of a person's identity. Till recently, digital verification took one of forms: 1- It turned into based on something the individual had of their possession, like a magnetic swipe card or 2- something they knew, like a password. The trouble is, these styles of digital identification are not very secure, because they can be given away, taken away, or misplaced and encouraged humans have observed

International Journal of Innovative Research in Science, Engineering and Technology

(A High Impact Factor, Monthly, Peer Reviewed Journal)

Visit: www.ijirset.com

Vol. 7, Issue 6, June 2018

approaches to forge or stay away from those credentials. So, the last form of electronic verification of someone's identity is biometrics; the use of a bodily attribute of the person to make an effective identification. There are many sturdy biometric techniques like fingerprinting which may be used for human authentication then why go for face popularity?

II. RELATED WORK

Robust real-time face detection paper describes a face detection framework this is able to processing pictures extremely rapidly whilst attaining high detection costs. There are three key contributions. The primary is the introduction of a new photo representation referred to as the indispensable picture which lets in the capabilities utilized by our detector to be computed very quickly. The second one is a simple and efficient classifier which is built the use of the Adaptive boosting getting to know algorithm to pick a small wide variety of essential visible functions from a completely big set of capacity features. The third contribution is a way for combining classifiers in a cascade which lets in history areas of the image to be quickly discarded even as spending more computation on promising face-like areas [2].

Learning from Candidate Labeling units describes many actual world programs they do now not have get entry to fully-categorized training records, but best to a listing of possible labels. that is the case, e.g., while getting to know visual classifiers from photos downloaded from the net, using just their textual content captions or tags as gaining knowledge of oracles. In well known, these problems may be very tough. It suggests a large margin discriminative formula, and an efficient set of rules to clear up it. [3].

Robust subspace segmentation by low-rank representation paper low-rank representation (LRR) to segment information drawn from a union of more than one linear subspaces. Given a set of information vectors, LRR seeks the bottom-rank illustration amongst all of the candidates that represent all vectors as the linear combination of the bases in a dictionary. It not like the famous sparse regression (SR), which computes the sparse representation of each data vector in a view. LRR aims standing the bottom-rank representation of a set of vectors mutually. LRR better captures the worldwide shape of statistics, giving amore optionally available tool for robust subspace segmentation from corrupted statistics. Both the ethical and experimental outcomes show that LRR is a promising device for subspace segmentation [4].

Cross media alignment of names and faces paper experiments on aligning names and faces as determined in pictures and captions of on line information web sites. The consequences are competitive with country of the art overall performance on the classified Faces inside the Wild dataset in terms of take into account values, now suggested at the whole dataset, encompass outstanding precision values, and display the value of textual content and photo evaluation for figuring out the chance of being pictured or named inside the alignment manner [5].

Learning by associating ambiguously labeled images paper advocate a singular framework to cope with this trouble. With the aid of leveraging such a low-rank assumption, we can simultaneously optimize a partial permutation matrix (PPM) for each photo, that's formulated with the intention to take advantage of all records among samples and labels in a principled way. The obtained PPMs may be with ease used to assign labels to samples in education photos, after which a popular SVM classifier can be educated and used for unseen facts. Experiments on benchmark datasets display the effectiveness of our proposed technique [6].

III. PROPOSED SYSTEM

In the proposed system truly face detection finished using Adaptive boosting set of rules. The face detection approach the assignment of figuring out face in an photograph. The face detection isn't always the face recognition and face verification. The face recognition tells the identification of the person. The face verification method the given two pictures belongs to same individual or not. There are more challenges inside the face detection that exchange of facial pose/scale, exchange of illumination situations, occlusions (to a lesser extent). Adaboost is a technique that does the two statistics as follows. First it makes use of more than one (susceptible) classifiers each based on one-of-a-kind capabilities and second combines these distinct (weak) classifiers into a single powerful classifier.

International Journal of Innovative Research in Science, Engineering and Technology

(A High Impact Factor, Monthly, Peer Reviewed Journal)

Visit: www.ijirset.com

Vol. 7, Issue 6, June 2018

Further the face recognition finished with proposed scale invariant feature transform set of rules. In the algorithm immediately face is not given as enter, here mild trade that the rims detected the usage of the techniques after which these face edges offer the input to the scale invariant feature transform set of rules.

Inside the proposed scale invariant feature transform the invariant capabilities extracted from photos can be used to carry out dependable matching among one-of-a kind perspectives of an object or scene. The functions had been shown to be invariant

to picture rotation and scale and robust throughout a tremendous range of affine distortion, addition of noise, and trade in illumination. The method is efficient on characteristic extraction and has the capacity to identify huge numbers of capabilities. Our approach is carried out as the following stages: growing the difference of Gaussian Pyramid, Extrema Detection, Noise removal, Orientation assignment, Descriptor Computation, Keypoints Matching

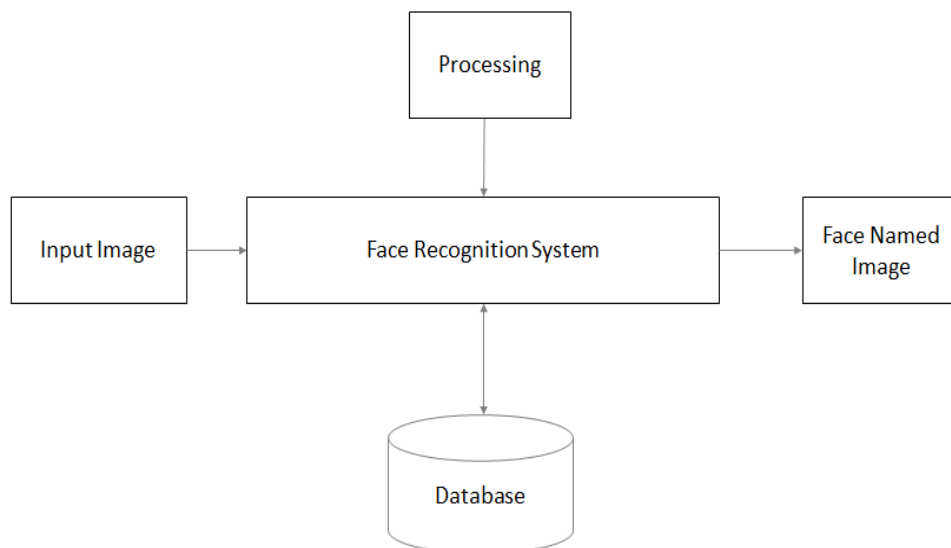


Fig.1. System Architecture

This section describes the system architecture which shows in figure 5.1. First discuss with the system architecture diagram then discuss step by step explanation of system architecture flow. The above figure 5.1, shows the System Architecture which has mainly 3 parts input, processing and output.

- Input: Input will be provided to the system in the form of image that can be static image. Static image means we just need to browse image which is already present in the system.
- Processing: Processing here is processing on images which are loaded performs different preprocessing techniques on it. That are explained in detailed architecture.
- Output: Output of the system will be image will be recognized and name retrieved.

Adaptive boosting studying algorithm is giving extra performance in comparison to other face detection algorithms. Within the Adaptive boosting set of rules the in particular face detected of an image using characteristic that the primary vicinity of both eyes as compared with location of an higher cheeks, the second that the location of eyes and the bridge of the nostril.

After the face detection the face verification finished with proposed scale invariant feature transform algorithm. Here the conventional scale invariant feature transform algorithm takes big time to compute the redundant calculation of a picture. The proposed scale invariant feature transform algorithm first locate the edges of a face with distinctive

International Journal of Innovative Research in Science, Engineering and Technology

(A High Impact Factor, Monthly, Peer Reviewed Journal)

Visit: www.ijirset.com

Vol. 7, Issue 6, June 2018

methodologies and that output given to the post processing of recognition machine. The proposed machine the Gaussian clear out used to put off the noise of an image. Then the gradient of a picture using sobel operator calculated for highlighting the area.

Our method is applied as the subsequent levels: growing the difference of Gaussian Pyramid, Extrema Detection, Noise elimination, Orientation mission, Descriptor Computation, KeypointsMatching. The primary stage is to assemble a Gaussian

"scale area" characteristic from the input photograph. This approach transforms an image into a large collection of local features. SIFT keys derived from the face area of an image are used in a nearestneighbor approach for classifying the faces. SIFT key points are extracted from every face database, and while testing a face, the test image features are extracted and compare with each of the trained images and hence the most matching result is obtained.

IV. METHOD AND ALGORITHM

1. Adaptive Boosting Algorithm

In our system a variant of AdaBoost is employed each to select the options and to coach the classifier. In its original type, the AdaBoost learning formula is employed to spice up the classification performance of an easy learning formula (e.g., it might be accustomed to boost the performance of an easy perceptron). It will do this by combining a set of weak classification functions to make a stronger classifier. In the language of boosting the easy learning formula is called a weak learner. So, as an example the perceptron learning formula searches over the set of attainable perceptrons and returns the perceptron with the bottom classification error. The learner is termed weak as a result of we don't expect even the simplest classification perform to classify the coaching knowledge well (i.e. for a given drawback the best perceptron might solely classify the coaching knowledge correctly fifty one of the time). so as for the weak learner to be boosted, it's known as upon to unravel a sequence of learning issues. when the primary spherical of learning, the examples are re-weighted so as to emphasise those which were incorrectly classified by the previous weak classifier. the ultimate robust classifier takes the shape of a perceptron, a weighted combination of weak classifiers followed by a threshold. The conventional AdaBoost procedure are often simply interpreted as a greedy feature choice method. Consider the final drawback of boosting, in which a large set of classification operates are combined via a weighted majority vote. The challenge is to associate a large weight with every smart classification operate and a smaller weight with poor functions. AdaBoost is an aggressive mechanism for choosing a tiny low set of good classification functions that still have significant selection. Drawing an analogy between weak classifiers and options, AdaBoost is an efficient procedure for looking for a tiny low variety of fine features which still have vital selection. One sensible methodology for finishing this analogy is to restrict the weak learner to the set of classification functions every of that rely upon one feature. In support of this goal, the weak learning algorithmic rule is designed to pick the one parallelogram feature that best separates the positive and negative examples. For every feature, the weak learner determines the optimum threshold classification function, specified the minimum variety of examples are misclassified. A weak classifier ($h(x, f, p, \theta)$) thus consists of a feature (f), a threshold (θ) and a polarity (p) indicating the direction of the inequality:

$$h(x, f, p, \theta) = \begin{cases} 1, & \text{if } pf(x) < p(\theta) \\ 0, & \text{otherwise} \end{cases}$$

2. Scale Invariant Feature Transform Algorithm

The different steps are included in the scale invariant feature transform. Firstly for finding features construct scale space, to remove noise use Gaussian and to find keypoint then remove unwanted key points. These steps shown in following figure.

International Journal of Innovative Research in Science, Engineering and Technology

(A High Impact Factor, Monthly, Peer Reviewed Journal)

Visit: www.ijirset.com

Vol. 7, Issue 6, June 2018

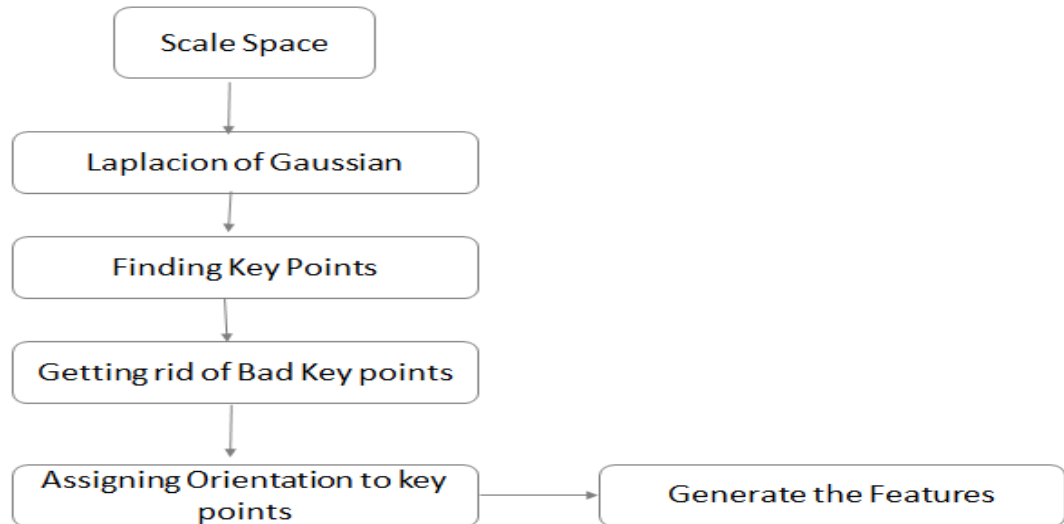


Figure 2: The steps involved in SIFT

A] Constructing a Scale area

Constructing a scale area is that the initial step for locating SIFT options. Here we've got taken the image and generated increasingly blurred copies. Then the first image is resized to half its size and once more blurred images, and therefore the method continues. the quantity of octaves, octave range of blurred pictures in every octave, and the amount of blur depends on size of the image. Figure one shows associateexample for blurred pictures within the initial octave. Mathematically, the blur can be obtained by Gaussian operator and are shown in equations

$$L(x,y,s) = G(x,y,s) * I(x,y)$$

L = Blurred image
 G = the Gaussian blur operator
 I = Image to get blurred
 x, y = coordinates
 s = the amount of blur

B] Laplacian of Gaussian (LOG)

While finding Laplacian of Gaussian, a picture may be blurred a touch and a second order spinoff may be calculated on that. This locates corners and edges on the image. These corners and edges area unit effective for locating key-points. however the second order spinoff is very sensitive to noise. The blur smoothes it out the noise and stabilizes the second order spinoff. Calculating all those second order derivatives is computationally intensive. so as to resolve the difficulty, Laplacian of Gaussian is generated between 2 consecutive scale or distinction of the Gaussian victimisation scale space. The Difference of Gaussian (DoG) is approximately equal to Laplacian of Gaussian.

C] Finding Key-points

Finding key points is a two part process:

- (1) locate of maxima/minima in DoG
 - (2) find sub-pixel maxima/minima
- (1) Locate maxima/minima

International Journal of Innovative Research in Science, Engineering and Technology

(A High Impact Factor, Monthly, Peer Reviewed Journal)

Visit: www.ijirset.com

Vol. 7, Issue 6, June 2018

In this step, we iterate through each pixel and check each pixel with all neighbors in above and below image and also with current image which have found in DOG. total of 26 comparisons have been performed for finding maxima and minima. Here the lowermost and topmost scale key-point is not detected, so that the number of comparison is reduced.

(2) Find Sub pixel maxima/minima

Using the available pixel data, sub-pixel values are generated. This is done by the Taylor expansion around the approximate key-point expansion of the image. These sub-pixel values increase chances of matching and stability of the algorithm.

D) Getting rid of Bad Key-points

Finding bad key points is also a two part process.

(1) Removing low contrast features

(2) Removing edges

(1) Removing low contrast features

If the magnitude of the intensity (i.e., without sign) at the current pixel in the DoG image (that is being checked for minima/maxima) is less than a specific value, it will get rejected.

(2) Removing edges

In this step the key-point two gradients are calculated. It is considered that as flat region if both the gradients are small and if one is small and other large, considered as edge region. If both gradients are large, it will be considered as the key-point.

E) Assigning Orientation to Key-points

In this step gradient directions and magnitudes are collected around each key-point. Then the most prominent orientation in that region is figured out which assigns this orientation(s) to the key-point. The magnitude and orientation are calculated for all pixels which are around the key-point. A histogram is generated with 360 degrees of orientation are divided into 36 bins (each bin possesses 10 degrees). If the gradient direction at a certain point (in the orientation collection region) is 17.9 degrees, then it will go into the 10-19 degree bin. The amount that added to the bin is proportional to the magnitude of the gradient at that point.

F) Generate the Features

In the last step, we have taken a 16x16 window of in-between pixels around the keypoint. Then split that window into sixteen 4x4 windows. From each 4x4 window histogram of 8 bins is generated, which each bin is corresponding to 0-44 degrees, 45-89 degrees. Gradient orientations from the 4x4 are put into these bins. This is done for all 4x4 blocks.

V. EXPERIMENTAL RESULTS

As the face Recognition takes place result deals with mainly finding out the features assigning values and accurately finding the features and assigning values to it. We have experimented image of different persons, images of one person images of different views etc. The input images showing in following figure 3 looks different like in scale, illumination, rotation and occlusions. Here also shown desired output in figure 4.

International Journal of Innovative Research in Science, Engineering and Technology

(A High Impact Factor, Monthly, Peer Reviewed Journal)

Visit: www.ijirset.com

Vol. 7, Issue 6, June 2018



Figure 3 Input image

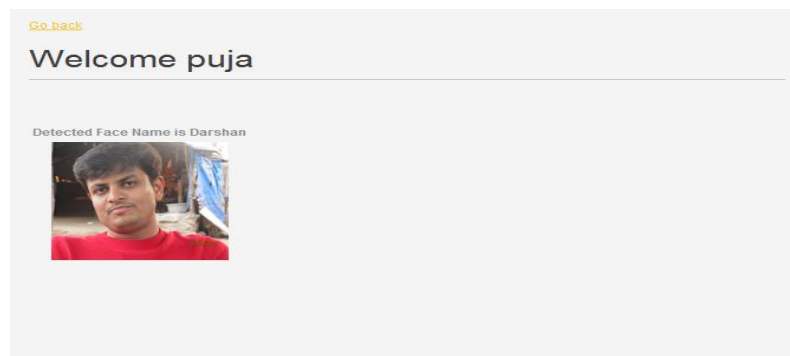


Figure 4 Output

VI. CONCLUSION AND FUTURE WORK

1. After going into different steps of image processing, face recognition is done through different steps such as face localization, face detection, Image Segmentation, local feature vectors generation an image is recognized using different algorithms.
2. For improving quality firstly the face detected using Adaptive boosting algorithm so unwanted background region discarded.
3. Face recognition done with improved scale invariant feature transform algorithm.
4. In future work system tries to work on recognizing multiple faces and naming at a time so as to use the system surveillance and military applications.

ACKNOWLEDGEMENT

I wish to thank the researchers as well as publishers for making their resources available and teachers for their precious guidance. I am thankful to the authorities of Savitribai Phule Pune University, Pune for their stable guidelines and support. I am also grateful to reviewer for their valuable suggestions and the college authorities for providing the required infrastructure and support.

International Journal of Innovative Research in Science, Engineering and Technology

(A High Impact Factor, Monthly, Peer Reviewed Journal)

Visit: www.ijirset.com

Vol. 7, Issue 6, June 2018

REFERENCES

- [1] Shijie Xiao, Dong Xu, JianxinWu,, "Automatic Face Naming by Learning Discriminative Affinity Matrices From Weakly Labeled Images", IEEE TRANSACTIONS ON NEURAL NETWORKS AND LEARNING SYSTEMS VOL: PP NO: 99 YEAR 2015.
- [2] P. Viola and M. J. Jones, "Robust real-time face detection", Int. J. Comput. Vis., vol. 57, no. 2, pp. 137-154, 2004.
- [3] J. Luo and F. Orabona, "Learning from candidate labeling sets", in Proc. 23rd Annu. Conf. Adv. Neural Inf. Process. Syst., Vancouver, BC, Canada, Dec. 2010, pp. 1504-1512.
- [4] G. Liu, Z. Lin, and Y. Yu, "Robust subspace segmentation by low-rank representation?", in Proc. 27th Int. Conf. Mach. Learn., Haifa, Israel, Jun. 2010, pp. 663-670.
- [5] P. T. Pham, M. Moens, and T. Tuytelaars, "Cross-media alignment of names and faces", IEEE Trans. Multimedia, vol. 12, no. 1, pp. 1327, Jan. 2010.
- [6] Z. Zeng et al., "Learning by associating ambiguously labeled images", in Proc. 26th IEEE Conf. Comput. Vis. Pattern Recognit., Portland, OR, USA, Jun. 2013, pp. 708-711.
- [7] J. Sang and C. Xu, "Robust face-name graph matching for movie character identification", IEEE Trans. Multimedia, vol. 14, no. 3, pp. 586-596, Jun. 2012.
- [8] Chandrshekar.S.Patil, A.J.Patil, "A Review Paper on Facial Detection Technique Using Pixel and Color Segmentation", International Journal of Computer Applications (0975 8887) Volume 62 No.1, January 2013.
- [9] Faizan Ahmad, Aaima Najam, Zeeshan Ahmed, "Image-based Face Detection and Recognition: State of the Art", International Journal of Computer Applications (0975 8887) Volume 60 No.1, January 2014

BIOGRAPHY



Ms. Pooja Gulmire

PG Student at Computer Department, Indira College of Engineering and Management, Pune.

Prof. Deepak Dharrao

Assistant Professor at Computer Department, Indira College of Engineering and Management, Pune.